

COBBLE EAST CONDOMINIUM ASSOCIATION, INC.  
C/O Colonial Property Management, Inc.  
6635 W. Commercial Blvd., Suite 110  
Tamarac, FL 33319  
(954) 724-0773 (off)  
(954) 724-0811 (fax)

5/25/2005

RE: Front Doors

To All Owners

This letter is being sent to all owners to bring everyone up to date regarding the front doors of your townhomes. The Board has discussed this in detail and decided that the best solution was to specify the style of door that must be used when a door is replaced, and then allow each owner replace their doors as needed. The Board also looked at different types of doors and found that the fiberglass doors are the way to go. They do not rot or attracts insects.

This way, all the doors in the complex will match. Each owner is responsible for replacing the front door as needed and at their expense. If your door is in good condition, you do not have to replace it. When you replace your door, the Association will provide the correct color paint at no charge. Call this office to make arrangements to have the paint dropped off at your unit when it is needed.

Enclosed with this letter are copies of brochures for manufacturers of fiberglass doors. They are available at Lowes and Home Depot and most other door companies.

The approved styles of doors are:

Fiberglass -- 6 panel or 4 panel with a half moon (fan light) window on top.

Thank you for your cooperation. Should you have any questions, please do not hesitate to call this office.

For the Board,

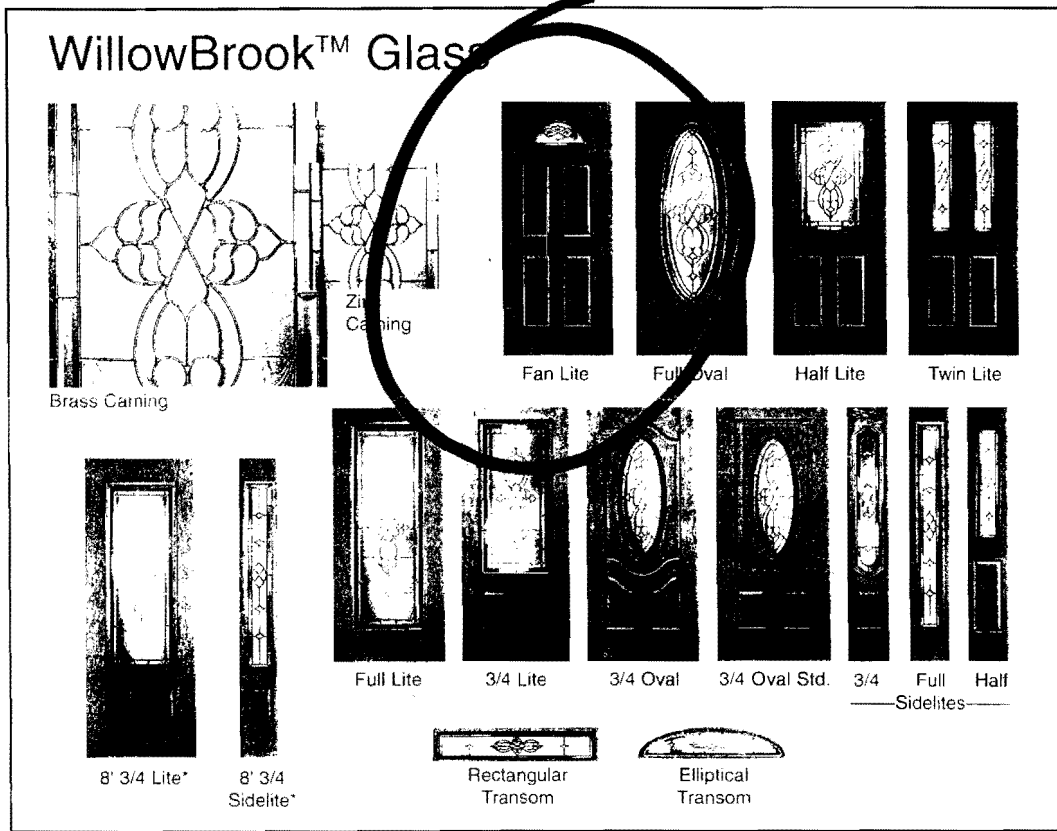


Phil Hylander  
Colonial Property Management

**P.S. Also enclosed with this letter is an owner directory with phone numbers. A big thank you to Gerri Miccio for compiling this list for everyone.**

# Wood Grain Door Selection: All the natural beauty

## WillowBrook™ Glass



Brass Caming

Zinc Caming

Fan Lite

Full Oval

Half Lite

Twin Lite

8' 3/4 Lite\*

8' 3/4 Sidelite\*

Full Lite

3/4 Lite

3/4 Oval

3/4 Oval Std.

3/4

Full

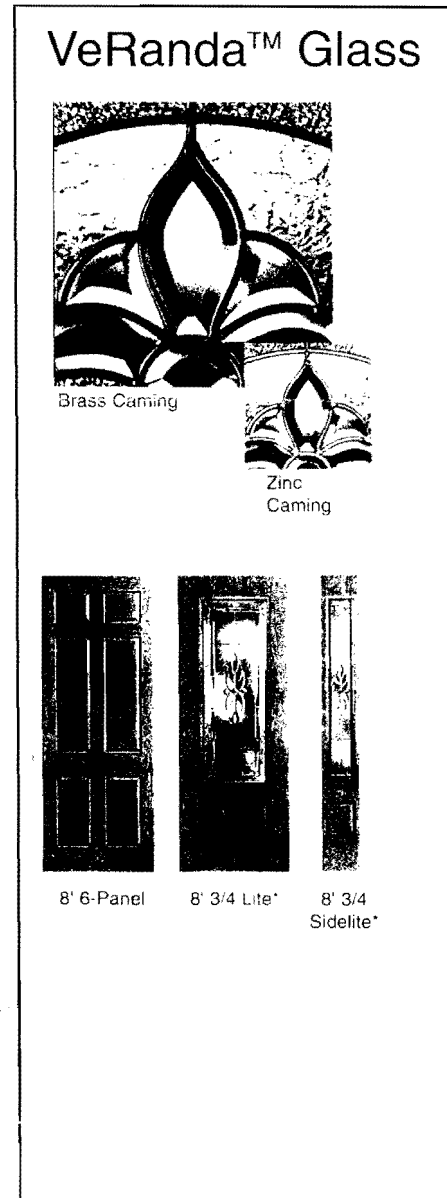
Half

Sidelites

Rectangular Transom

Elliptical Transom

## VeRanda™ Glass



Brass Caming

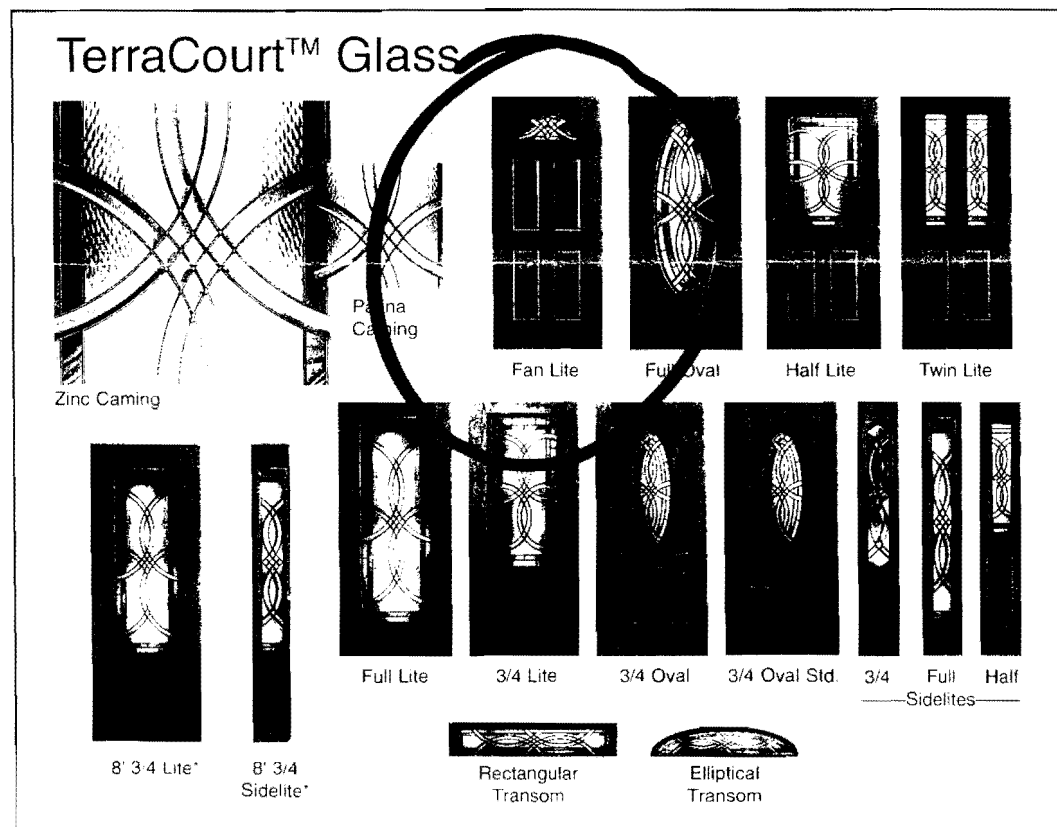
Zinc Caming

8' 6-Panel

8' 3/4 Lite\*

8' 3/4 Sidelite\*

## TerraCourt™ Glass



Panna Caming

Zinc Caming

Fan Lite

Full Oval

Half Lite

Twin Lite

8' 3/4 Lite\*

8' 3/4 Sidelite\*

Full Lite

3/4 Lite

3/4 Oval

3/4 Oval Std.

3/4

Full

Half

Sidelites







Rectangular Transom

Elliptical Transom

### SIZE SPECIFICATIONS

Specifications for units with 36" doors and

#### Actual Unit Size


	37-1/2" W x 81-1/2" H
	50-3/4" W x 81-1/2" H
	64-1/2" W x 81-1/2" H
	74-1/4" W x 81-1/2" H
	64-1/2" W x 95-1/8" H
	64-1/2" W x 95-7/8" H

For 24" sidelites, add 2" per sidelite to size. Units are also available in 32" x 70" led.

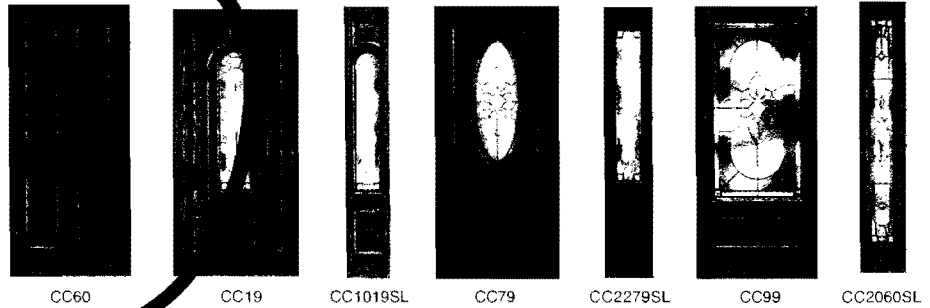

\*Raised Panel Design.

# Classic-Craft Oak Collection


## Arcadia™ Glass





Brass Caming



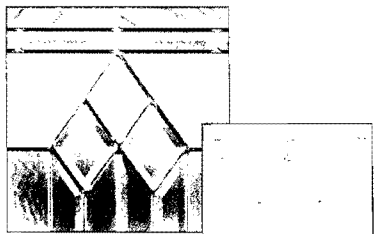
## Cambridge Glass




Brass Caming




## Provincial™ Glass




Brushed Nickel Caming-1C




Brass Caming-1A\*



Black Nickel Caming-1D\*



CC17-1C -1A\* -1D\*    CC1017SL-1C -1A\* -1D\*    CC27-1C -1A\* -1D\*    CC2140SL-1C -1A\* -1D\*    CC77-1C -1A\* -1D\*    CC2277SL-1C -1A\* -1D\*    CC97-1C -1A\* -1D\*    CC2040SL-1C -1A\* -1D\*



CC420T-1C -1A\* -1D\*    CC040T-1C -1A\* -1D\*

Doors are unfinished - use Thermo-Tru's patented finishing system for best results.

\*Available in selected regions. 2-3 days lead time.